

Capital Lock, Inc.

"Your Key to Security"

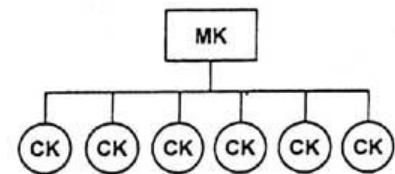
Every key system is designed to the unique needs of a customer. However, key systems usually fall into one of five levels. You must determine the proper level needed before you design the system. If you do not, the key system may be difficult to control and maintain.

LEVEL ONE

This level has no master keys. All of the locks are keyed alike or keyed differently. Usually, you'll use Level One systems for small businesses and residences. A diagram or flow-chart to illustrate the system is not necessary at this level.

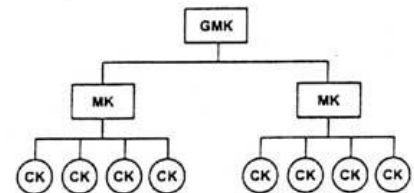
LEVEL TWO

This level includes one master key (MK) and change keys (CK). You may use Level Two systems for apartment buildings, small hotels, and schools.



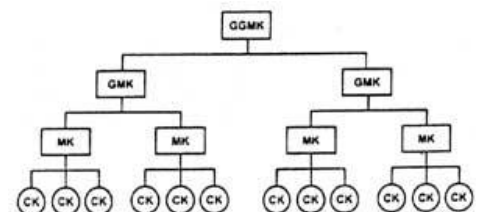
LEVEL THREE

A level three key system adds a Grand Master Key (GMK). This level is defined as two or more Level Two systems combined under a Grand Master Key. You may use Level Three systems for office buildings, small hospitals, and larger schools.



LEVEL FOUR

A Level Four system adds a Great Grand Master Key (GGMK). This level is defined as two or more Level Three systems combined under a Great Grand Master Key. You may use Level Four systems for facilities that consist of a few buildings. Examples could be office complexes and smaller colleges or universities.



LEVEL FIVE

This system is the most complex. You should use it only when absolutely necessary. Only the largest facilities would require this level. Some examples are very large hospitals and universities that consist of many buildings.